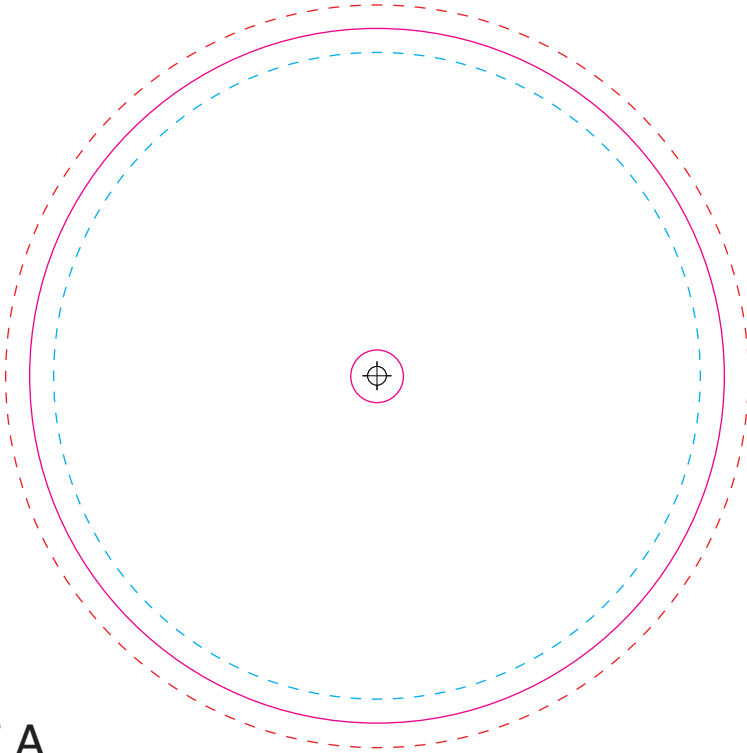
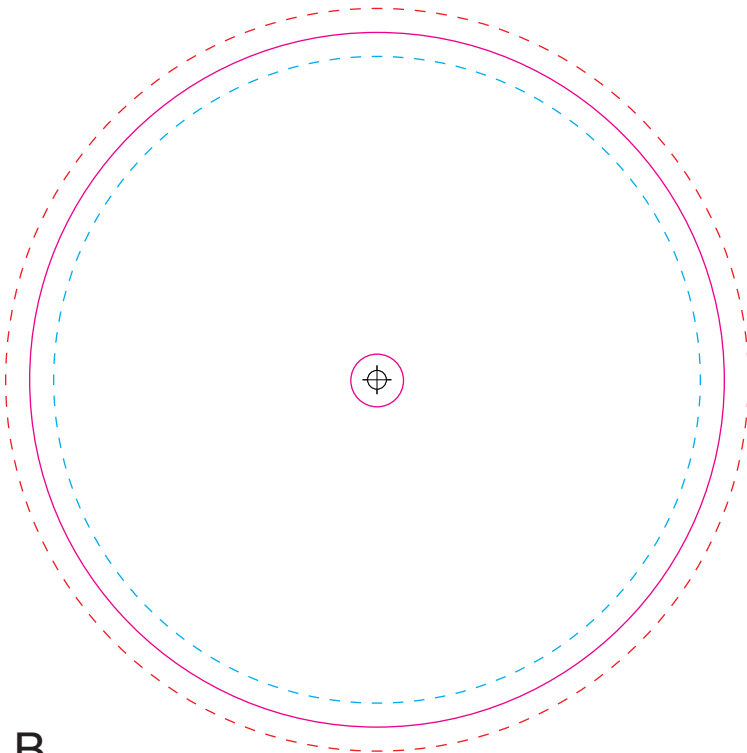


Outer dashed line is bleed, extend all background images to this line.  
Middle solid line is cut line, this is where the art will be cut.  
Inner dashed line is safety margin, keep all important elements within this line.  
Slight variance in manufacturing is possible, uniform borders should be kept inside safety margin.  
**Keep "Guides" layer locked, work only on "Art" layer, or new layers you create.**




**SIDE A**



**SIDE B**

- = Safety
- = Trim
- = Bleed

 NOTE: DIELINE WILL NOT PRINT. FOR VISUAL ONLY.

2019 7 Inch Labels